



FILTERED, BOILING, & CHILLED WATER

1ST CHOICE

HOT WATER

1300 726 211



INSTALL A





RHEEM BOILING WATER

Ready when you are.

A blurred background image showing three business professionals (two men and one woman) in a meeting, sitting around a table with coffee cups and documents, in a bright office setting with large windows and a potted plant.

OUR PASSION IS TO
PROVIDE SOLUTIONS
DESIGNED TO MEET
CUSTOMER NEEDS
AND REDUCE OUR
IMPACT ON THE
ENVIRONMENT.

The Rheem range of boiling water units are designed to provide the best solution to our customers needs, whether it's in the boardroom, office, commercial kitchen or home.

We manufacture reliable and sophisticated boiling water solutions backed by over 40 years of expertise with a reputation for excellence and quality customer service.

Our commitment to innovative design and function is supported by our own research and development teams working in Australia, New Zealand and around the globe.

We have developed innovative, functional, cost-effective products that also demonstrate our commitment to economic and environmental responsibility.

Design, Form and Function by Rheem

The Lazer® range of above bench instant boiling water units are perfect for small businesses through to large commercial operations. With capacities ranging from

3-40 litres in three distinct styles and easy clean white or stainless steel finish options.

Rheem On-Tap instant boiling and chilled filtered water units are engineered to fit in the tight spaces commonly found in the kitchen, boardroom or living area.

Energy Saving by Rheem

Rheem instant boiling water units can reduce energy use by up to 40%¹. The programmable sleep mode and timer functions will turn off your unit when you don't need it, which adds up to a significant saving over a normal working week.

Nationwide Service by Rheem

All Rheem products are backed by a nationwide network of experienced sales and service centres, giving you the support you need, when you need it.

RHEEM ON-TAP

Stylish, safe and energy-efficient.

Performance That's Out Of Sight

We live in a busy world where time, space and energy savings are important, whether it be in the office, apartment or home. The Rheem On-Tap system is the perfect boiling water supply that is practical and safe for everyone.

Imagine one tap that delivers instant, boiling, chilled and filtered water time after time from a sink or bench mounted tap that is both stylish and functional.

Rheem reliability is built into every model, there's no compromise on performance or manufacturing excellence.

Instant Boiling Water

No waiting for tea or coffee, your favourite hot drinks or instant snacks can be created in seconds with touch and pour features. Always ready for action the Rheem On-Tap system can deliver up to 170 cups³ of boiling water per hour.

Chilled To Perfection

Chilled water is a delicious, refreshing option. Rheem On-Tap offer systems that provide both filtered boiling, filtered ambient or filtered chilled water.

Filtered Purity

On-Tap filters all its water no matter which mode is selected, reducing impurities, lime scale build up and non-water tastes such as chlorine. A filter warning light indicates when you need to replace the filter which can be set easily. Simple, hassle free delivery of pure water all the time.

Safety First

For safety, Rheem have built in a optional setting for two fingered use so that boiling water cannot be inadvertently dispensed, providing extra safety for children and at risk elderly.

Energy Efficient

With an energy savings approach our designers have packed this product with energy saving features. The 7 day programmable timer means that you can have filtered boiling or chilled water when you want it and save energy when you don't. The ability to set your hot water between 70-99°C plus a selectable timer for sleep mode can reduce energy consumption by up to 40%¹ over a normal week.

Two Tap Designs

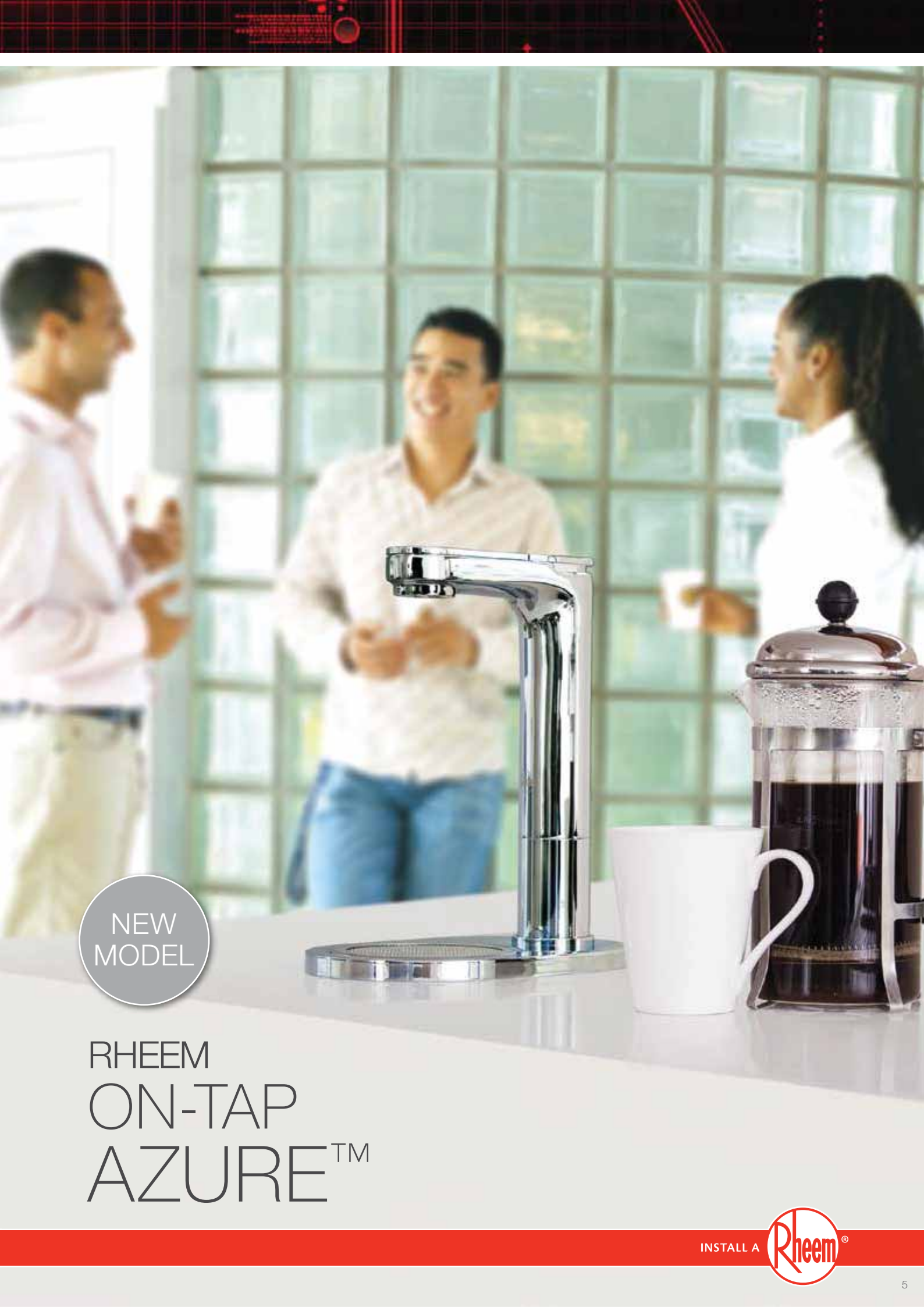
On-Tap Aqua™ and the new stylish On-Tap Azure™.

Install over a sink or with a space saving, sleek sink free kit. Plus we offer an optional extension to suit tall jugs, bottles and pots. Chillers require ventilation so Rheem supply a discreet grill intake and vent kit that fits neatly at kick board level.

Warranty

Rheem On-Tap systems carries a five year warranty for the tank and a two year warranty for parts and labour.²





NEW
MODEL

RHEEM ON-TAP AZURE™

INSTALL A





RHEEM
ON-TAP
AQUA™

BENEFITS

On-Tap

Safety First

The Rheem On-Tap ensures boiling water is always delivered safely.



The On-Tap safety lock eliminates the risk of accidental discharge of boiling water. Implementing the optional setting for a two finger operation provides extra safety for staff, children and at risk elderly.



Press the blue lever for instant filtered chilled/cold water. Simple fingertip control allows precise filling of your glass, jug or bottle to the level you want without splashing or waste.



Auto-calibration. Rheem have designed a unique auto-calibration function. This means the On-Tap unit can be installed at any altitude and will automatically calibrate to 2°C below boiling point. This ensures you always get the hottest water possible.



Hands Free filling. Just click the red or blue lever up and the On-Tap will run either boiling or chilled water continuously, allowing you to fill larger pots or containers safely - up to 20 seconds for hot and 60 seconds for cold.



Filtered Purity. On-Tap units filter all the water no matter what mode is selected, reducing impurities and non-water tastes such as chlorine. A filter warning light alerts you to when the filter needs replacing to keep your water clean and fresh.



Reduced water and energy use. Rheem On-Tap has a programmable 24/7 timer and a sleep mode which is selectable up to 6 hours. This ensures your boiling water unit only uses power when needed, but does not compromise delivery.

RHEEM LAZER[®] OFFICE

Stylish and efficient

RHEEM LAZER[®] OFFICE HAS AN INTEGRATED TAP, BUILT-IN TIMER AND DISPLAY WITH AN ELECTRONIC CONTROLLER THAT MAKES OPERATION SIMPLE.



The Rheem Lazer[®] Office offers Award Winning Boiling Water.

An attractive asset to any workplace kitchen or boardroom, Rheem Lazer[®] Office is packed with performance features with a modern, sophisticated look. It is available in two stylish finishes — powder coat white and easy clean brushed stainless steel.

Rheem Lazer[®] Office is available in 3 and 5 litre capacities — equating to 20 to 35 cups³ of ready to use boiling water and 123 cups³ recovery per hour.

Perfect Fit

Among the features that ensure the Rheem Lazer[®] Office is a perfect fit for the workplace are the stylish look and feel, an integrated tap and protection against boiling dry. It also features automatic calibration of

the boiling point for the altitude at which the unit is installed. In addition, a wall bracket is supplied for easy installation.

Seven Day Timer


The built-in, seven day timer ensures there is boiling water ready to use when you need it, but saves energy when no one is around. The sleep mode, when activated, automatically shuts down the Lazer[®] Office if it hasn't been used for the pre programmed set period of time. These features can reduce energy use by up to 40%¹ over a normal working week.

Warranty

Rheem Lazer[®] Office carries a five year warranty for the tank and a two year warranty for parts and labour.²

RHEEM LAZER[®] ECO

Energy reduction



ECO-MODE IS A UNIQUE
ONE BUTTON CONTROL
THAT GIVES YOU BOILING
WATER WITH REDUCED
ENERGY CONSUMPTION.

Cost-effective Boiling Water

Rheem Lazer[®] Eco is a cost-effective boiling water unit designed for a wide range of installations such as the workplace or sports club.

Economic at its Core

It's easy to use with a one-touch button to switch on "Eco Mode" which, when activated, automatically turns the Lazer[®] Eco to sleep two hours after use, reducing power consumption.

The indicator light shows red when heating and green when in energy conservation "Eco Mode", so you can see what it's doing at a glance. "Eco Mode" can reduce energy use by up to 40%.¹

Easy to Clean

The white powder coat finish is easy to clean and the Lazer[®] Eco comes in 3, 5, and 7.5 litre models delivering up to 50 cups³ of ready to use boiling water and up to 123 cups³ recovery per hour.


Automatic safety devices safeguard the unit against boiling dry and it also features automatic calibration of the boiling point for the altitude at which the unit is installed.

Warranty

Rheem Lazer[®] Eco carries a five year warranty for the tank and a two year warranty for parts and labour.²

RHEEM LAZER[®] COMMERCIAL

High capacity



THE RHEEM LAZER[®]
COMMERCIAL RANGE
CAN DELIVER FROM 50
TO 247 CUPS OF BOILING
WATER INSTANTLY.

For the Busy Workplace

The Rheem Lazer[®] Commercial is a high flow capacity boiling water unit designed for the demands of a commercial kitchen, sports club, busy workplace and more. The Lazer[®] Commercial range has capacities of 7.5, 10, 15, 25, and 40 litres that can deliver from 50-247 cups³ of boiling water ready to use and 123-241 cups³ recovery per hour.

Easy Operation

The features offered by the Commercial range of boiling water units include user friendly timer and controls that are integrated into the fascia (powder coat white or easy clean stainless steel), leaving the surfaces smooth for cleaning. The control functions automatically return to your settings in the event of a power cut.

Energy Efficient, Smart Technology

The seven day timer ensures you have boiling

water ready to use and turns the energy off when boiling water is not required. Sleep mode will turn off the system automatically when it has not been used for a set period of time. These features can reduce energy use by up to 40%¹ over a normal working week.

Extra Features

Automatic safety devices safeguard the unit against boiling dry and it also features automatic calibration of the boiling point for the altitude at which the unit is installed. The high flow tap offers up to 35%⁴ faster filling.

Warranty

Rheem Lazer[®] Commercial carries a five year warranty for the tank and a two year warranty for parts and labour.²

BENEFITS

Rheem Lazer®



Easy Clean A white powder coated or Stainless Steel finish ensures a smooth durable surface for easy wipe down cleaning. Smart looking, the Lazer® range will fill all requirements from commercial kitchens, sports clubs, halls or busy work places and more.



Filter Kit. All Lazer® products can be connected with the optional remote filter kit to give clean crisp water delivery. Both the Lazer® Office and Lazer® Commercial ranges will alert via the display when the filter needs replacing.



Timer. The advanced electronic display (Office & Commercial) also features a seven day programmable timer allowing for the unit to be turned off when not in use. A selectable sleep mode will turn the unit off if it has not been used for a set period of time.



Auto-calibration of the boiling point for the altitude at which the unit is installed ensures that you get boiling water every time, everywhere. The set point temperature can be manually adjusted between 70-99°C if required.



Mounting Bracket is easily mounted on the wall above your sink unit. This allows easy installation of, or retrofitting of the Lazer® Eco 3 & 5L units.



Eco Mode, when activated, automatically turns Lazer® Eco off 2 hours after use, helping to reduce power consumption.



Good Design Award winning boiling water by Rheem. The Rheem Lazer® Office won an award at the 2013 Australian International Design Awards for it's sleek design & energy saving features.

How to Specify

How to specify the correct Rheem boiling water unit for number of users

Step One			Step Two		Step Three
Choose the desired water to be delivered			Choose the number of users (use the initial delivery cups to select)		Choose the correct product
Boiling	Boiling/Cold	Boiling/Chilled	Initial Delivery (cups)	Recovery L/hr	Product Code
ON WALL ABOVE BENCH UNITS					
Lazer® Office					
•			20	17.5L	70103W – 3L Office White
•			20	17.5L	70103S – 3L Office Stainless Steel
•			35	21L	70105W – 5L Office White
•			35	21L	70105S – 5L Office Stainless Steel
Lazer® Eco					
•			20	17.5L	70303W – 3L Eco White
•			35	21L	70305W – 5L Eco White
•			50	21L	70307W – 7.5L Eco White
Lazer® Commercial					
•			50	21L	70207W - 7.5L Commercial White
•			50	21L	70207S – 7.5L Commercial Stainless Steel
•			60	21L	70210W – 10L Commercial White
•			60	21L	70210S – 10L Commercial Stainless Steel
•			90	21L	70215W – 15L Commercial White
•			90	21L	70215S – 15L Commercial Stainless Steel
•			150	33L	70225W – 25L Commercial White
•			150	33L	70225S – 25L Commercial Stainless Steel
•			250	41L	70240W – 40L Commercial White
•			250	41L	70240S – 40L Commercial Stainless Steel
UNDER BENCH UNITS					
On-Tap: Aqua™ / Azure™			Boiling / Chilled		
•	•		24	24	743003F – 3L Boiling & Cold Aqua Style Tap
•	•		31	28	743005F - 5L Boiling & Cold Aqua Style Tap
•	•		24	24	743103F – 3L Boiling & Cold Azure Style Tap
•	•		31	28	743105F - 5L Boiling & Cold Azure Style Tap
		•	15	25	290250-3 - 3L Pumped Chiller*
		•	30	34	290251-5 - 6L Pumped Chiller*

*Optional extra, Chiller must be installed with the On-Tap Boiling Water system.

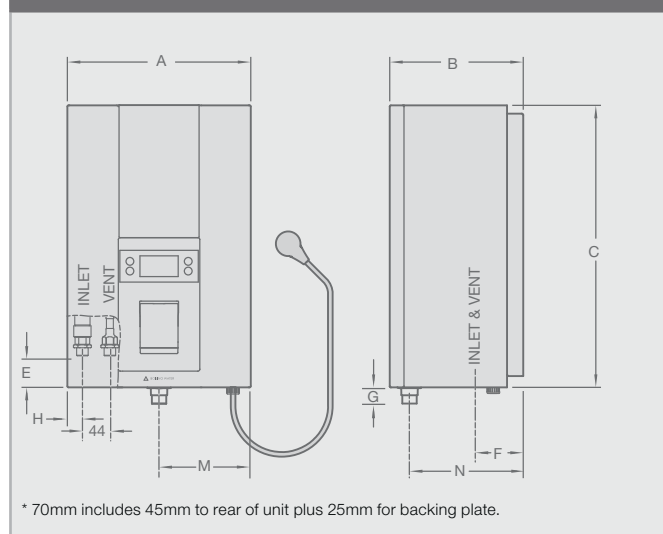
Worth considering...?

Gain cost advantages over using a jug. If you have twenty or more staff, and each person drinks 3 cups of tea or coffee a day, you could save time and increase productivity giving you savings every day.

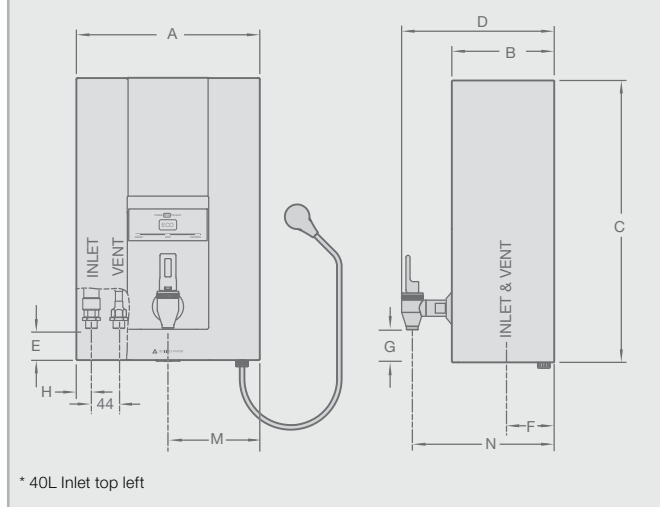
Rheem Lazer® product data

Lazer® Boiling Water Unit		Lazer® Office		Lazer® Eco			Lazer® Commercial				
White		70103W-AU	70105W-AU	70303W-AU	70305W-AU	70307W-AU	70207W-AU	70210W-AU	70215W-AU	70225W-AU	70240W-AU
Stainless Steel		70103S-AU	70105S-AU				70207S-AU	70210S-AU	70215S-AU	70225S-AU	70240S-AU
Capacity	Litres	3	5	3	5	7.5	7.5	10	15	25	40
Delivery – Initial	Litres	3.5	6	3.5	6	8.5	8.5	11	17	27	42
	Cups ³	20	35	20	35	50	50	60	90	150	250
Recovery ⁶	L/hr	17.5	21	17.5	21	21	21	21	21	33	41
– Mins to full heat	Mins	12	15	12	15	22	22	29	40	40	50
Weight empty	kg	6	8	6	8	9	9	10	15	17	19
Weight full	kg	10	15	10	15	19	19	22	34	47	67
Min water pressure	kPa	50	50	50	50	50	50	50	75	75	100
Max water pressure	kPa	1000	1000	1000	1000	1000	1000	1000	1000	1000	1000
Input	kW	1.8	2.4	1.8	2.4	2.4	2.4	2.4	2.4	3.6	4.6
Electrical connections		Supplied with 10 amp 3 pin plug								Hard wired	
Plumbing connections		1/2" BSPM									
Dimensions	mm										
A		283	334	283	334	334	334	334	334	334	490
B		206	239	158	191	191	191	191	299	299	340
C		435	465	435	465	515	515	615	515	720	615
D		–	–	231	264	264	311	311	419	419	460
E		60	60	60	60	60	60	60	60	60	60
F		70*	70*	45	45	45	45	45	45	45	45
G		25	25	44	44	44	58	58	58	58	58
H		17	17	17	17	17	17	17	17	17	17
M		141.5	167	141.5	167	167	167	167	167	167	245
N		174	207	236	269	269	269	269	377	377	418

LAZER® OFFICE (701 SERIES)



LAZER® COMMERCIAL (702 SERIES) AND LAZER® ECO (703 SERIES)



Rheem On-Tap product data

Rheem On-Tap Series		3 Litre Filtered Boiling & Chilled Options				5 Litre Filtered Boiling & Chilled Options			
		Boiling 3L	Chiller 3L	Boiling 3L	Chiller 6L	Boiling 5L	Chiller 3L	Boiling 5L	Chiller 6L
On-Tap Aqua™		743003F	290250-3	743003F	290251-5	743005F	290250-3	743005F	290251-5
On-Tap Azure™		743103F	290250-3	743103F	290251-5	743105F	290250-3	743105F	290251-5
Capacity	Litres	3	3	3	6	5	3	5	6
Delivery – Initial	Litres	4	3	4	6	5	3	5	6
	Cups ³	24	15	24	30	31	15	31	30
Recovery ⁵ - Cups per hour	L/hr	24	25	24	34	28	25	28	34
	Cups ³	145	125	145	195	170	125	170	195
Weight empty	kg	12	22	12	31	12	22	12	31
Weight full	kg	18	25	18	37	18	25	18	37
Min water pressure	kPa	100		100		100		100	
Max water pressure	kPa	1000		1000		1000		1000	
Input	kW	1.8		1.9		2.1		2.2	
Electrical connections		10 amp 3 pin plug & flex		10 amp 3 pin plug & flex		10 amp 3 pin plug & flex		10 amp 3 pin plug & flex	
Plumbing connections		½" BSPM		½" BSPM		½" BSPM		½" BSPM	
Dimensions	mm								
A - Width		175	282	175	282	175	282	175	282
B - Depth		460	430	460	450	460	430	460	450
C - Height		405	360	405	405	405	360	405	405
Accessories	Part No								
Sink-free kit	Ref Fig 1.	Optional	-	Optional	-	Optional	-	Optional	-
Discreet ventilation kit	Ref Fig 2.	-	Supplied	-	Supplied	-	Supplied	-	Supplied

EXTENDED TAPS

Kit - 317453

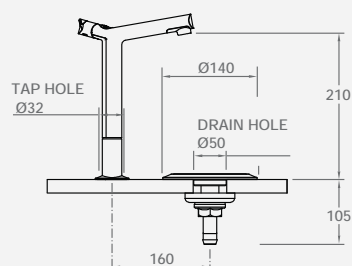
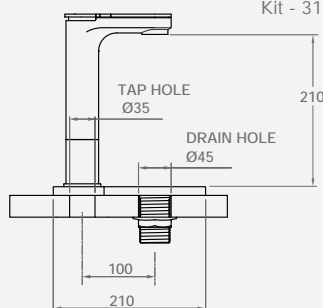
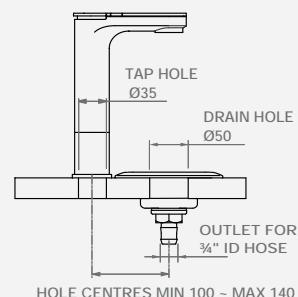


Fig 1.

Kit - 319047



Kit - 319042



STANDARD TAPS

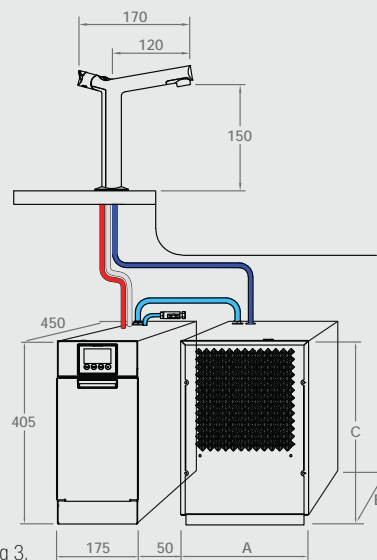
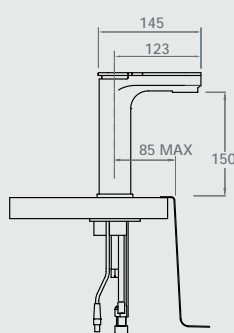


Fig 3.



DISCREET VENTILATION KIT

Cutout dimensions in brackets

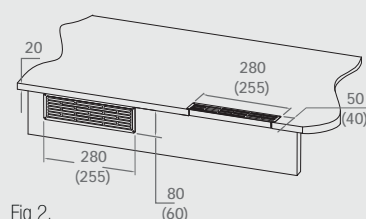


Fig 2.

Rheem Boiling Water accessories



317453 - Aqua™ Sink Free and extension kit.



319042 - Azure™ Split Sink Free and extension kit.



319047 - Azure™ Base Sink Free and extension kit.



290250-3 - 3L pumped chiller (for use with On-Tap only).

290251-5 - 6L pumped chiller (for use with On-Tap only).



317327 - 5 micron remote filter kit.



317928 - Lazer® Eco 3L & 5L retro fit mounting bracket.

THE RHEEM ADVANTAGE

Rheem Choice

Rheem provide premium solutions where boiling, chilled and filtered water is needed.

Our reputation has been built on consistently providing customers with the very best products - reliable, sophisticated and functional boiling water units.

Our commitment to well designed and functional products starts with research and development facilities located in Australia, New Zealand and around the globe. These facilities have developed revolutionary systems that combine customer requirements for reliability and functionality with economic and environmental consideration.

For you this means ready access to the best designs, manufacturing and back up available.

Rheem Service

Rheem products are supported by a network of experienced technical advisors and professional aftersales service technicians across Australia. No matter where you are, there is expert advice available, ensuring you get the support you need.

Rheem Guarantee

When the time comes to install your boiling water unit, Rheem provides convenience and top quality performance. This is guaranteed by our ongoing support and individual product warranty.²

WARRANTY²:

Rheem Lazer® Office
2 year warranty on parts and labour and 5 years for the tank.
Rheem Lazer® Eco
2 year warranty on parts and labour and 5 years for the tank.
Rheem Lazer® Commercial
2 year warranty on parts and labour and 5 years for the tank.
Rheem On-Tap
2 year warranty on parts and labour and 5 years for the tank.

You're Covered

Rheem Australia has got you covered. Organisations looking for practicality and top-quality performance can rely on Rheem to provide a system to suit their needs.

Revolutionary Rheem developments ensure concerns for economy and environment are merged in cost effective, high performance systems for every workplace. For greater confidence, Rheem systems are backed by a national network of aftersales professionals.

For full warranty details please contact Rheem.

www.rheem.com.au

RHEEM NATIONAL SERVICE: 131 031

Important References

1. Potential energy consumption savings values are approximate and provided for general reference purposes only. Actual heat loss reductions will vary depending on the system installed, regional temperatures, geographical location and other factors.
2. Conditions apply. For full warranty and details please contact Rheem or see the installation manual.
3. Cup size is 170mL.
4. Based on Rheem flow rate of up to 11 Litres/min versus competitor flow rates of up to 8 Litres/min.
5. Recovery based on a 77°C rise.

All specifications contained in this brochure are subject to change without notice. Please check the specifications are current at the time of ordering the appliance.



Quality
Endorsed
Company

ISO 9001
Lic. QEC 14766
SAI Global



WaterMark

AS 3498
Lic. WMKA0177
SAI Global



Rheem Australia Pty Ltd

National Sales Phone: 132 552 National Service Phone: 131 031 Website: www.rheem.com.au

ABN 21 098 828 511 Rheem Head Office, 1 Alan Street, Rydalmere, New South Wales 2116.

© Registered Trademark of Rheem Australia Pty Ltd

INSTALL A

